

**Ready to be Built**

**±775,000 SF Industrial / Distribution / Data Center**

**Available Q4 2026**

# MEADOWLANDS LOGISTICS CENTER

100 PATERSON PLANK ROAD, SECAUCUS, NEW JERSEY

**Bring Utility Requirements**

[MeadowlandsLogisticsCenter.com](https://MeadowlandsLogisticsCenter.com)

**CBRE**



**HARTZ**



Available Q4 2026

# MEADOWLANDS LOGISTICS CENTER


100 PATERSON PLANK ROAD, SECAUCUS, NEW JERSEY

## CENTRALLY LOCATED



## Key Distances

- » **3 miles | 7 minutes** to the Lincoln Tunnel
- » **6 miles | 14 minutes** to the Holland Tunnel & New York City
- » **10 miles | 20 minutes** to Ports Newark / Elizabeth
- » **12 miles | 15 minutes** to Newark Liberty International Airport
- » **14 miles | 18 minutes** to the George Washington Bridge
- » **16 miles | 20 minutes** to Goethals Bridge & Staten Island
- » **27 miles | 30 minutes** to the Verrazzano-Narrows Bridge
- » **27 miles | 30 minutes** to the Outerbridge Crossing





# ±775,000 SF Class A Built to Suit Facility in a **Prime Location**

2



Minutes to the New  
Jersey Turnpike

7



Minutes to  
New York City

15



Minutes to Newark  
Liberty Int'l Airport

20



Minutes to Port  
Newark/Elizabeth

Located in the heart of the Meadowlands within the New Jersey industrial market, Meadowlands Logistics Center provides immediate access to New York City and the Tri-State Region, the United States' largest and most concentrated consumer and business base.



[www.MeadowlandsLogisticsCenter.com](http://www.MeadowlandsLogisticsCenter.com)

MEADOWLANDS LOGISTICS CENTER | 100 PATERSON PLANK ROAD, SECAUCUS, NEW JERSEY



# Specifications

<b>Total Building Size</b>	±775,000 sq. ft
<b>Building Dimensions</b>	500' x 1,550'
<b>Office</b>	26,680 sq. ft
<b>Ceiling Height</b>	40'
<b>Column Spacing</b>	54' x 56'; 55' x 56'
<b>Dock Doors</b>	187
<b>Drive-In Doors</b>	4
<b>Car Parking</b>	436 (134 banked car parking spaces)
<b>Trailer Parking</b>	232
<b>Sprinklers</b>	ESFR
<b>Power</b>	4,000 amps, 480V Minimum 177 megawatts with capability for more
<b>Lighting</b>	LED
<b>Occupancy</b>	Q4 2026 Ready to be built (18 months schedule)

## Permitted Uses

- » Light Industrial
- » Warehouse / Distribution
- » Truck Terminal
- » Commercial
- » Motor Vehicle Storage
- » Outdoor & Indoor Storage



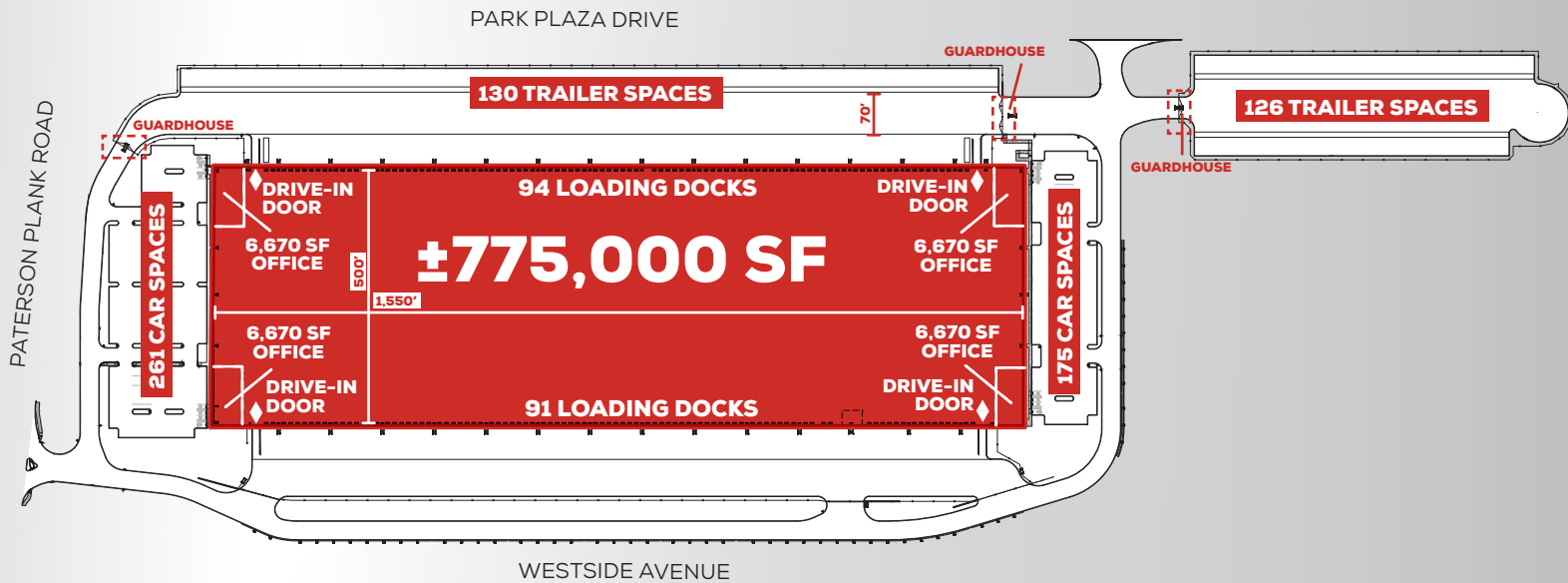
For More Information about  
Data Center capabilities visit,  
[www.MeadowlandsLogisticsCenter.com](http://www.MeadowlandsLogisticsCenter.com)





# MEADOWLANDS LOGISTICS CENTER

100 PATERSON PLANK ROAD, SECAUCUS, NEW JERSEY

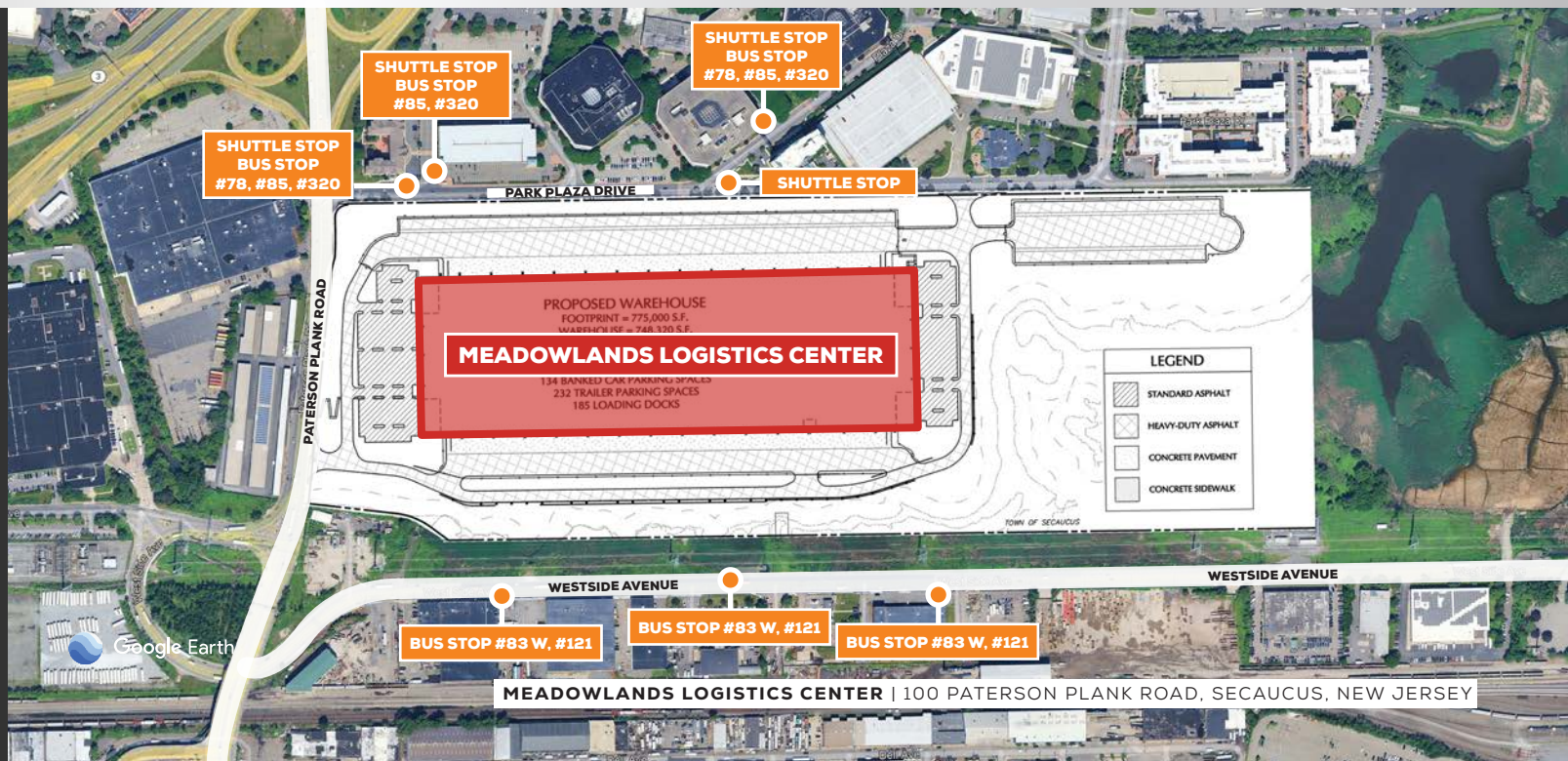


Free Service | Harmon Meadow to and from Secaucus Junction Train Station | Weekday Peak-hour Shuttle Service

## NJ TRANSIT BUS SERVICE #78, 83W, 85, 121, 320

Buses service the entire region including Midtown, Newark PENN, PATH connections, Secaucus Junction Train Station, American Dream, Hoboken, Harmon Cove, Hudson-Bergen Light Rail, NY Waterway Ferry connections and North Bergen.

[www.ezride.org](http://www.ezride.org)





# MEADOWLANDS LOGISTICS CENTER

100 PATERSON PLANK ROAD, SECAUCUS, NEW JERSEY



[www.MeadowlandsLogisticsCenter.com](http://www.MeadowlandsLogisticsCenter.com)



## Contact Us:

### **THOMAS F. MONAHAN**

Vice Chairman

o +1 201 712 5610

c +1 973 568 6614

[thomas.monahan@cbre.com](mailto:thomas.monahan@cbre.com)

### **LARRY SCHIFFENHAUS**

Executive Vice President

o +1 201 712 5809

c +1 201 532 5092

[larry.schiffenhaus@cbre.com](mailto:larry.schiffenhaus@cbre.com)

### **BRIAN GOLDEN**

Executive Vice President

o +1 201 712 5607

c +1 732 284 8451

[brian.golden@cbre.com](mailto:brian.golden@cbre.com)

### **ANDREW GUNST**

Senior Associate

o +1 201 712 5649

c +1 908 642 1415

[andrew.gunst@cbre.com](mailto:andrew.gunst@cbre.com)



© 2025 CBRE, Inc. All rights reserved. This information has been obtained from sources believed reliable but has not been verified for accuracy or completeness. CBRE, Inc. makes no guarantee, representation or warranty and accepts no responsibility or liability as to the accuracy, completeness, or reliability of the information contained herein. You should conduct a careful, independent investigation of the property and verify all information. Any reliance on this information is solely at your own risk. CBRE and the CBRE logo are service marks of CBRE, Inc. All other marks displayed on this document are the property of their respective owners, and the use of such marks does not imply any affiliation with or endorsement of CBRE. Photos herein are the property of their respective owners. Use of these images without the express written consent of the owner is prohibited.